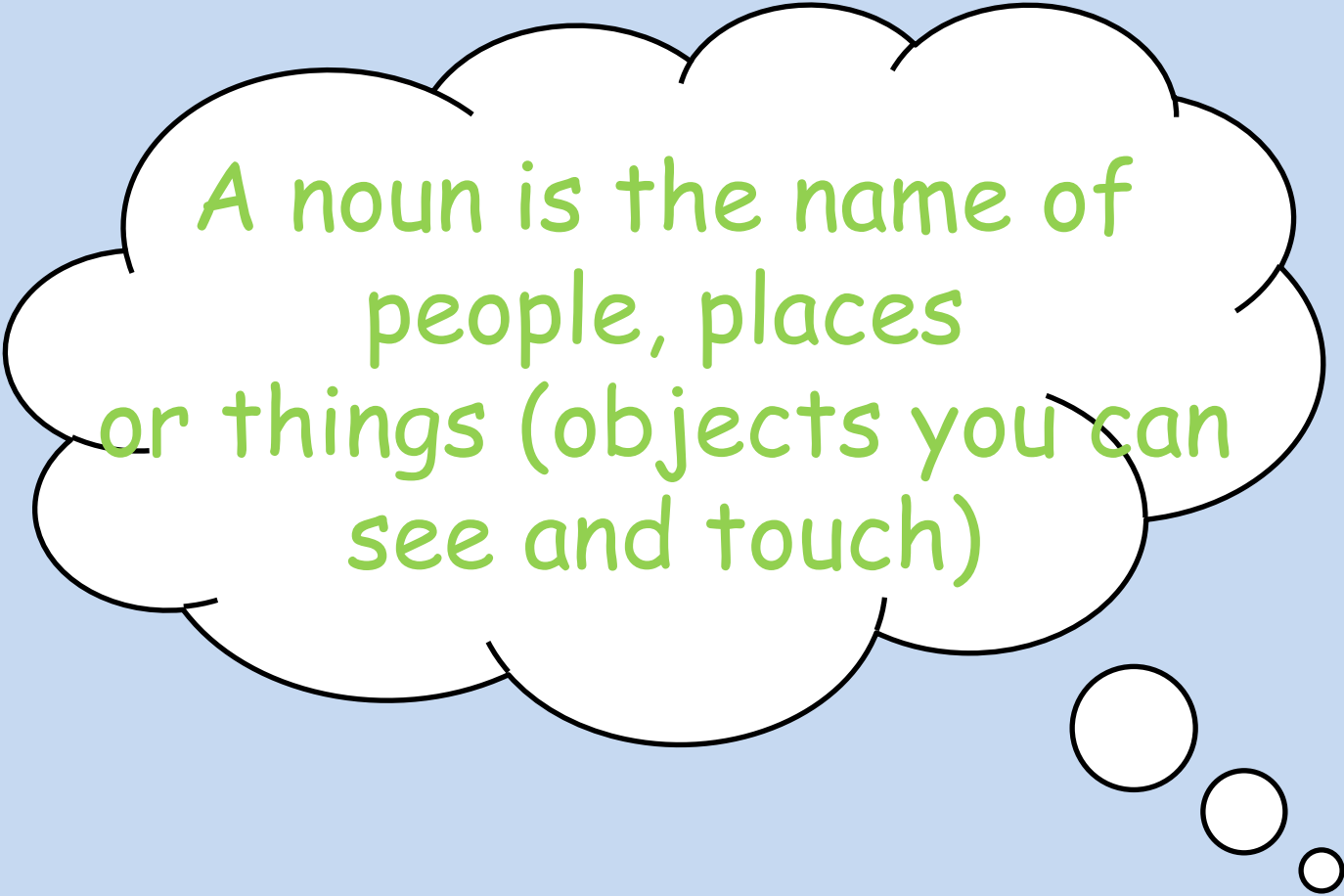


Answers!

1. important
2. accident
3. businesss
4. disappeare
5. remember

What is a noun?



A noun is the name of
people, places
or things (objects you can
see and touch)

Task 1: Look around the room and write down 8 nouns you can see.

Example:

- Dog
- Pen
- Book
- Bottle

These are all known as common nouns (Sometimes called concrete nouns).

Task 2: Write out these sentences and underline the common nouns.

1. The girl hit the ball with the bat really hard.
2. I saw a fox creeping across the field.
3. My friend walked to the shop to buy an apple.
4. I sat on my bed and read my book all night.

What is a proper noun?

A proper noun is the name of a particular person or place. A proper noun always starts with a

Task 3: Find the proper nouns in each list.

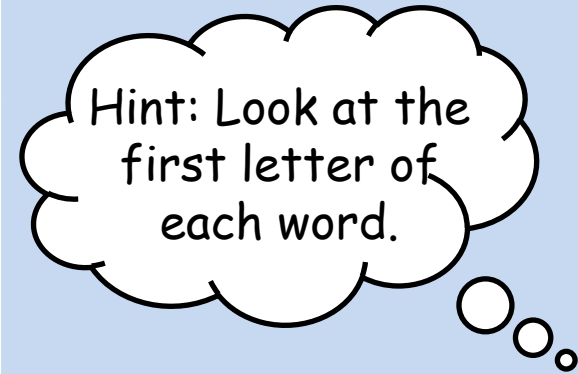
Spain, bike, happy, Miss Gethings, chair

vinegar, George, adjective, Lincoln, Tom

Isla, bat, and, Branston Junior Academy

Task 4: Sort the nouns below into the correct column of the table.

Common Nouns	Proper Nouns



laptop	hole	grape	Homer Simpson	car	Greece
Ben	boat	water	Wednesday	Mars	school

Write down the nouns that are in this sentence:

The princess looked out of her tower.

What
type of
noun is
this
word?

It is a
pronoun!

What is a pronoun?

A pronoun is a word that replaces nouns to avoid repetition!

Examples of pronouns:

I, me, you, he, she, it, him, her, we,
us, they, them, my, mine, your,
yours, his, hers, its, our, ours, your,
yours, their, theirs.


Task 5: Write out the sentences and identify the pronouns.

1. Bentley went to the shop because he was hungry
2. The boy threw the ball for his dog.
3. The team ran to the football pitch because they were so excited.

You should now be confident with the different nouns (common noun, proper noun and pronoun). Finally, go back through the slides and make sure you have copied each thought bubble with the definition of each noun so you can refer back to it when needed!

Tomorrow, we are going to look at pronouns a little further!

If you have time at the end of this lesson spend some time practising your spellings using look, say, cover, write, check or ask someone else to test you on them.

<p>LOOK</p> 	<p>Look at the word. How many parts are there? What are the tricky bits? Can you find any spelling patterns?</p>
<p>SAY</p> 	<p>Say the word to yourself. Break the word into syllables. How many parts are there? What sounds can you hear?</p>
<p>COVER</p> 	<p>Cover up the word so you cannot see it. Picture the word in your mind.</p>
<p>WRITE</p> 	<p>Write down the word, remembering how it sounds and what it looks like.</p>
<p>CHECK</p> 	<p>Check to see if it is correct. Tick the letters you got correct. Write the word correctly if you made any mistakes.</p>

This is the Year 3 and 4 spelling list. Children should be able to spell these by the end of Year 4. You could do your own spelling test with some of these or maybe create a game with them to help you learn them. Your weekly spellings may include some of these.

Year 3 and 4 Statutory Spellings

accident	caught	eighth	heard	minute	possible	strange
accidentally	centre	enough	heart	natural	potatoes	strength
actual	century	exercise	height	naughty	pressure	suppose
actually	certain	experience	history	notice	probably	surprise
address	circle	experiment	imagine	occasion	promise	therefore
answer	complete	extreme	increase	occasionally	purpose	though
appear	consider	famous	important	often	quarter	although
arrive	continue	favourite	interest	opposite	question	thought
believe	decide	February	island	ordinary	recent	through
bicycle	describe	forward	knowledge	particular	regular	various
breath	different	forwards	learn	peculiar	reign	weight
breathe	difficult	fruit	length	perhaps	remember	woman
build	disappear	grammar	library	popular	sentence	women
busy	early	group	material	position	separate	
business	earth	guard	medicine	possess	special	
calendar	eight	guide	mention	possession	straight	

I will put a set of spellings up each week that you can learn at home. It will have the previous weeks spellings and the next weeks spellings (you only get 5 new ones each week, recapping the 5 from the previous week). Spend about 10 minutes at the beginning/end of every SPAG lesson to learn this weeks spelling using look, say, cover, write and check.

If you are able to, ask someone to test you on these spellings at home.

This weeks spellings

insulted

inactive

incorrect

until

unfix


unzip

unacceptable

unwell

unable

unpack



**New spellings
Words with the
prefix 'un'.**