

## Activity 1 - Weekly spellings

Here is a new set of 5 spellings for you to practise this week. We'll do a little bit of practising each day. Spend 10 minutes on this.

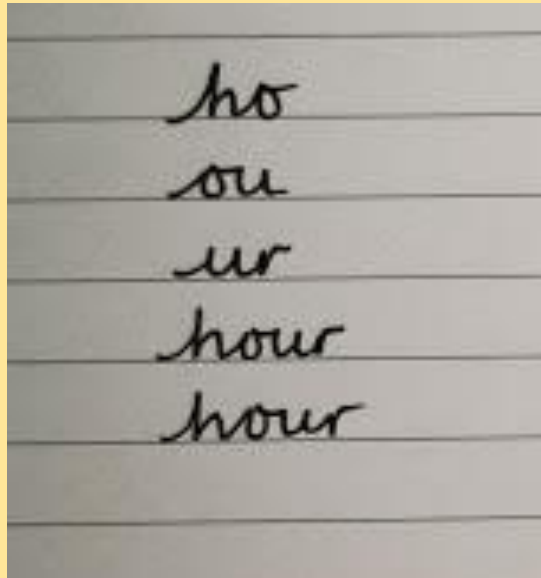
This week the spellings are all linked with units of time.

hour  
minute  
quarter  
month  
second



## Activity 2 - Handwriting

Let's take some of these spelling words. In your work book, practise your handwriting. Do a line of each of these:




## Activity 3 - Writing

This week we are going to focus on another picture so that we can practise our writing skills.

The theme of this picture is .....

Lego!



## Activity 3 - Writing




Have a look at this picture. If possible, talk to grown-up about what you can see.






The man's name is Lawrence. What do you think Lawrence might be thinking?



Fill in this thought bubble. Remember to use capital letters and full stops, exclamation marks or question marks.



It looks to me, like me might be saying something. What might he be saying (or shouting!)?



Fill in this speech bubble. Remember to use capital letters and full stops, exclamation marks or question marks.







Now, draw a picture of what Lawrence might have seen before the crash.

Was it a tall building, an item or garden furniture in his way, or perhaps an animal? Maybe it was something else entirely.

Once you have drawn your picture, write a description of what your picture shows. Mention all the details that you have added.

Challenge: Can you write the part of the story which leads up to the crash?

